

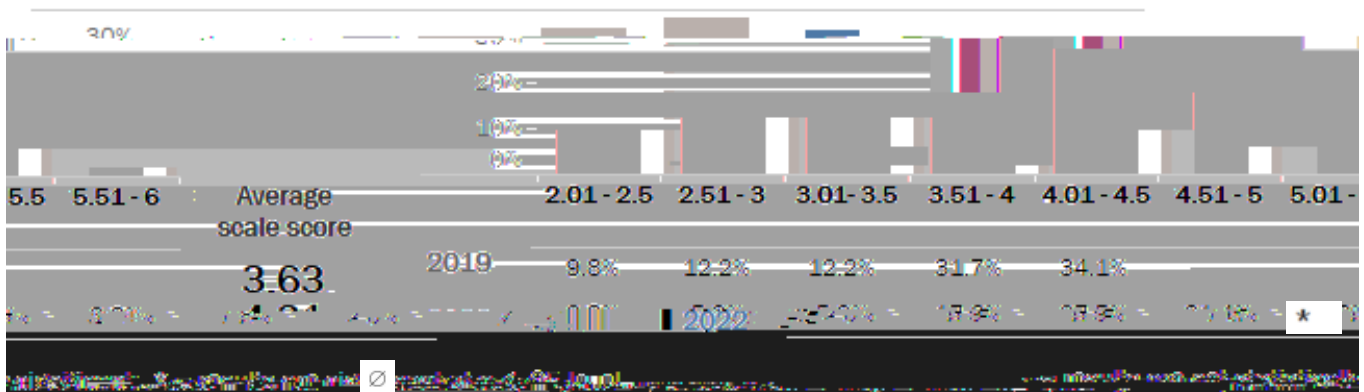
, 2! 121! !0 ! a 1□ 1! 2-, 1..-Q-, 11!11 !,2.0 !11!1 22! -!!20 20,, 1  
1-□5 0 !!-. !,201- 0! - 2-, 5-0 0 .1111-,1 , .-12! !11 , , -0!02 ! 1 0 2!!□□ 21  
-□2!1! !□□□ . Q!0 52 - 12, 22 , !Q22 , 12 02! 0! -□11!11 !,2 2 0 2  
, 1202 a □ 2 , 12 !,2 □□ a 12 □□ ! 1 0! 5 1 , 12 0 , % , 0 , 12 0 ,  
.0, ! 2 , , 1202 01 0! 1□ 1-, □! □ 2 a

! 0 1 2 0 2! 1 ! 1 - 0 1, 5! 0  
 - ! 0 . - 1 2! 0! - 2 - 2! 0 1 ! 1  
 0 . - 0 1 2 2 1 2 1 , 2 , ! 0 2!  
 . 0 - 1 , 1 2 2 - , !  
 1 ! 2! ! 1 2 ! 0 ! 1 !  
 1 - 0 0 1 1 2! 1 ! 1 , 2! 0 ! 1 2 , 0 1!  
 , 1 ! 1 - 0 0 % 1 1 ! 1 1 - , 2!



! 0 ! 2 - , 1 - 2 - 5 - 2 2! , 1 2 2 - , 1  
 2 1 1 1 ! , 2 , - 5 2! , 1 2 2 - , 1  
 . ! ! , 2 1 1 1 ! , 2 . 0 2 ! 1  
 ! 1 ! 5 1 2 ! - , 1 ! 2  
 0 . - 0 ! 0 1 ! , ! 0 ! 1 ! 1 - 0 0 2!  
 . 0 - 1 , 1 2 2 - , - 5 ! ! 0 2 ! , ! 5 1  
 , - 2 1 2 2 1 1 , 2



Student Affairs survey - distribution of *Clear Commitment to Assessment* scale scores



! 01 210 2! ! 0 ! 1 ! 1-015! 0 -□! 12-, 1□ 1! -, □ 2.! 0!. 2-, 1  
 - ! 0 .-12! -□2! ! 0 ! 1 ! 1-01 -□-5 , 1202□□2 - 2 11! 11 !, 2  
 , 0 1! □ 2! % , 1202-, 5- - 2-□ ! 1 ! 2!  
 2! □! 1 ! 10.-0 12 212 1 , □ , 2 -5! 12 ! 0 ! 1 ! 1-0 , 2!  
 , ! □ 2! .0 - 1 , 1202-, , 1202-, □ 2! 2 0! 25 1 1-  
 ! 1 ! 2! ! 12 2! -5! 12 ! 0 ! 1 ! 1-0 , % 2- 2!  
 ! 0 ! 1 ! 1-0 , 2! , 1202-, , ! 0 ! 1 ! 1-0 .0 ! □ % 25 1, -2  
 1 -5! 1 , □ , 2 .0 ! !, 2, .-12! 12 212 1 , □ , 2 , 2! 1 ! 12, 0 1!  
 1!, 2 !, 2□ 2! .0 - 1 , 1202-, 11! 2 011 2! 1 ! 1, 2! 2 1 0!



! - .! 2 0.-01□02 11 0! , ! □ , -, 2! 5! 12 2

